


ORACLE VM (Kako) koristiti ili ne?

Davorin Perković

Istra informatički inženjering d.o.o.


Pula



Uvod




- ❖ Kako odabrati virtualizacijsku platformu
- ❖ Što je to Oracle VM
- ❖ Kako koristiti Oracle VM
- ❖ Da li je Oracle VM pravi odabir



Zašto virtualizacija?



- ❖ Konsolidacija servera
- ❖ Raspodjela opterećenja
- ❖ Testna okolina
- ❖ Olakšana administracija




Zašto Oracle VM ?



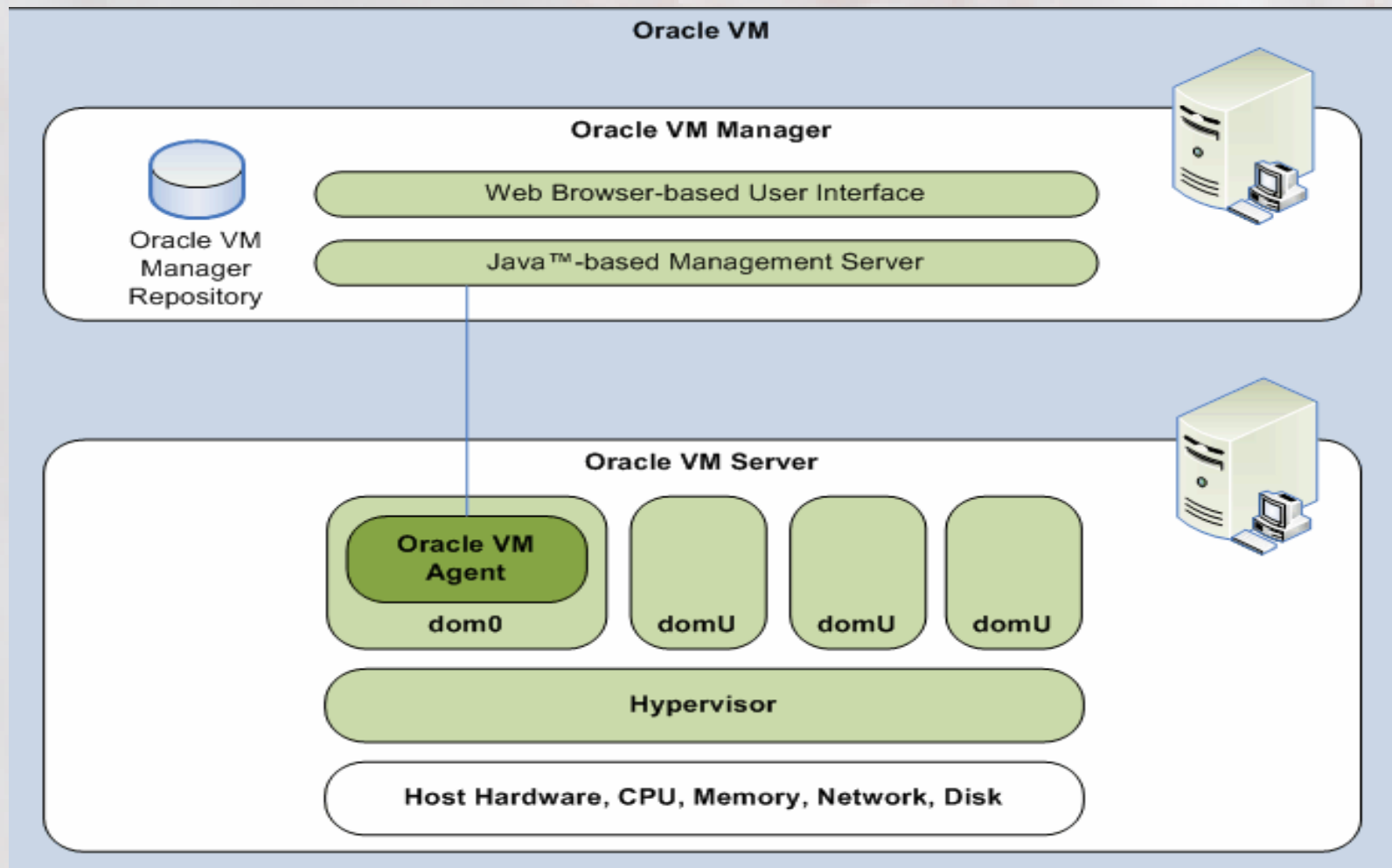
❖ Kriteriji odabira virtualizacijske platforme


- Izbor operativnog sustava
- Pouzdanost
- Brzina
- Cijena

❖ Oracle VM vs. ostali




Struktura Oracle VM platforme






Izbor servera

- ❖ Procesna snaga
- ❖ Memorija
- ❖ Storage



Instalacija

- ❖ <http://edelivery.oracle.com/oraclevm>
- ❖ 32 vs 64 bit
- ❖ Bug-ovi




Instaliranje virtualnih servera

❖ Fully virtualized server

- Windows
- Linux


❖ Paravirtualized server

- Linux
- Najbolje OEL ili RHEL linux.




Oracle baza na virtualnom serveru

- ❖ **Podržane verzije baze podataka**
- ❖ **Instalacija kao i na native OS-u**
- ❖ **Brzina u odnosu na native OS**



Administracija

- ❖ **Oracle VM Manager**
- ❖ **Linux shell**
- ❖ **Backup**



Zaključak



- ❖ Oracle VM je ravnopravan ostalim platformama
- ❖ Potrebna su poboljšanja u virtualizaciji Windows-a
- ❖ Alati za administriranje trebaju biti “bogatiji”